




# Steps in the Tutorial Process



## Before the Tutorial

**1** Students take Cornell notes in their academic classes.



**2** Students complete the Tutorial Request Form, including two higher-level questions from their academic class Cornell notes, homework, classwork, quizzes, and/or tests.



**3** As students enter the room, the teacher/tutor checks and/or collects the Tutorial Request Forms. The resources students bring to class to support their questions are also checked.



## During the Tutorial

**4** Students are divided into tutorial groups of 7 or fewer.




**5** One student begins the tutorial by presenting a higher-level question to the group. Tutor and group members ask questions to guide the student presenter through the inquiry process.



**6** Group members/tutor check the student presenter's understanding of the answer to his/her question by asking clarifying questions.




**7** Steps 5 and 6 are repeated for all group members.



**8** Students complete a written reflection on their learning (content and/or process).



**9** Students turn in their Tutorial Request Forms to teacher/tutor for grading and feedback.



**10** Teacher/tutors/students debrief the tutorial process. Students verify their learning in their academic classes.



## After the Tutorial